Your first 5 × 5 nonograms

3 original Coru puzzles • Pencil-friendly grids

Numbers give consecutive filled blocks, in order: left to right for rows, top to bottom for columns.
Leave at least one empty cell between blocks. A block may touch an edge; other cells are empty.
Fill only cells you can prove. Mark known empty cells with ×; leave unknown cells blank.
For example, 2 1 means a block of two, a gap, then one. Start with a clue that fills a whole line.

1

	1	1	5	3	1
1					
2					
5					
2					
1					

2

	2	1 3	3	1 3	2
3					
1 1 1					
5					
1 1					
1 1					

3

	1	1 2	1 2	3	1
3					
2					
2					
2					
2					

Answers and starting hints are on page 2. Print only page 1 to keep them hidden.

Original puzzles: Coru. You may print and share this complete file unchanged.

Answers and starting hints

Match puzzle numbers. Black = filled; × = empty.

Work between rows and columns: after completing a line, mark its remaining cells empty, then check the crossing clues. The hints below give a first step; the grids show full answers.

1

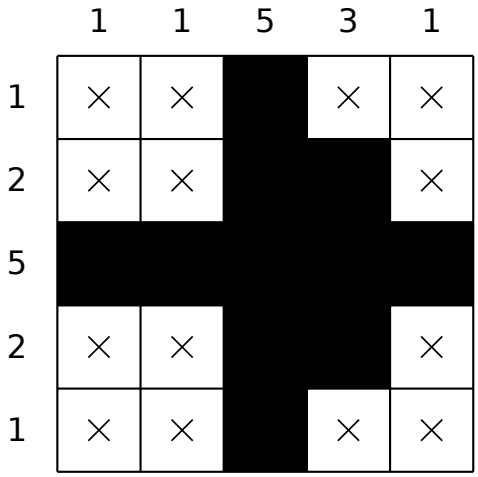

Row 3 and column 3 both have clue 5: fill all five cells in each.

2

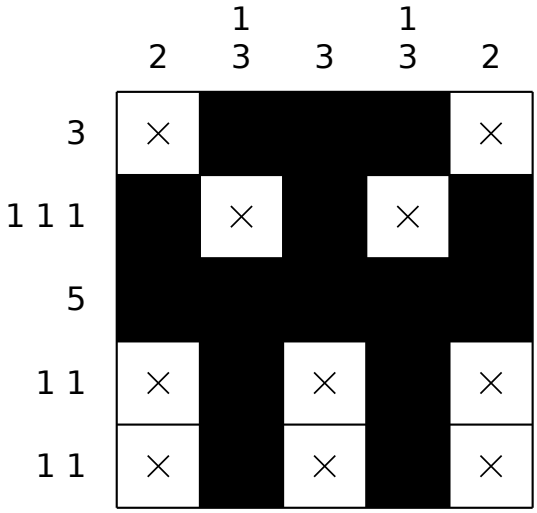

Row 2 has clues 1, 1, 1. Three filled cells plus two required gaps use all five cells: fill columns 1, 3 and 5.

3

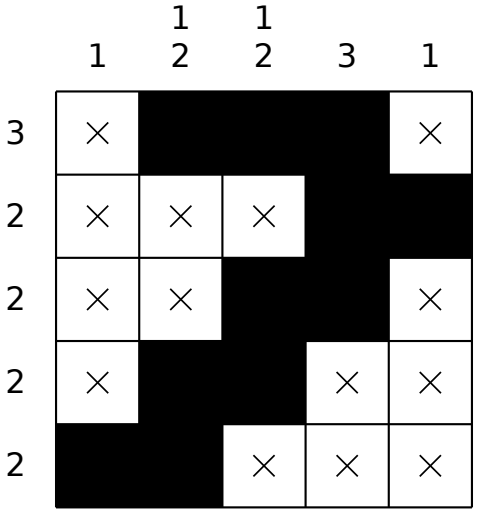

A block of 3 in a five-cell line always covers its middle cell. Fill two cells: (row 1, column 3) and (row 3, column 4).

Original puzzles: Coru. You may print and share this complete file unchanged.